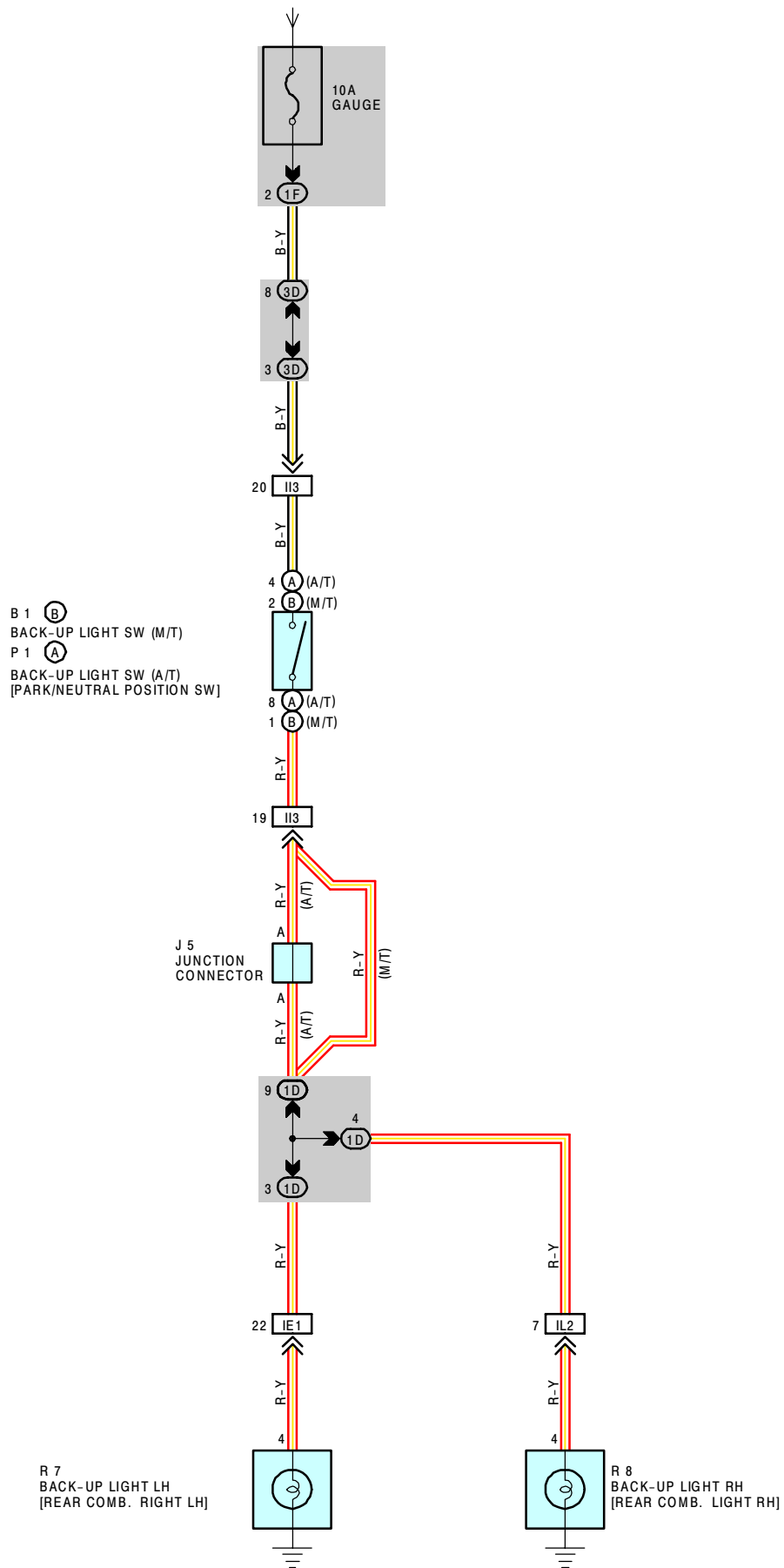




# BACK-UP LIGHT

FROM POWER SOURCE SYSTEM (SEE PAGE 58)



## SERVICE HINTS

**P 1 (A)** BACK-UP LIGHT SW [PARK/NEUTRAL POSITION SW] (A/T)  
**B 1 (B)** BACK-UP LIGHT SW (M/T)  
**(A)** 4-8, **(B)** 2-1 : CLOSED WITH SHIFT LEVER IN R POSITION

## ○ : PARTS LOCATION

CODE	SEE PAGE	CODE	SEE PAGE	CODE	SEE PAGE
<b>B 1</b>	B	26 (5VZ-FE), 28 (3RZ-FE)	<b>P 1</b>	A	27 (5VZ-FE), 29 (3RZ-FE)
<b>J 5</b>	31	<b>R 7</b>	33	<b>R 8</b>	33

## □ : JUNCTION BLOCK AND WIRE HARNESS CONNECTOR

CODE	SEE PAGE	JUNCTION BLOCK AND WIRE HARNESS (CONNECTOR LOCATION)
<b>1D</b>	22	COWL WIRE AND DRIVER SIDE J/B (LOWER FINISH PANEL)
<b>1F</b>		
<b>3D</b>	24	COWL WIRE AND CENTER J/B (NEAR THE STEERING COLUMN TUBE)

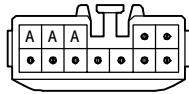
## □ : CONNECTOR JOINING WIRE HARNESS AND WIRE HARNESS

CODE	SEE PAGE	JOINING WIRE HARNESS AND WIRE HARNESS (CONNECTOR LOCATION)
<b>IE1</b>	40	COWL WIRE AND FLOOR NO.2 WIRE (LEFT KICK PANEL)
<b>II3</b>	40	ENGINE WIRE AND COWL WIRE (ON THE GLOVE BOX)
<b>IL2</b>	40	COWL WIRE AND FLOOR WIRE (RIGHT KICK PANEL)

**B 1 (B)** GRAY

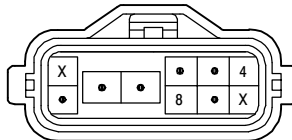


**J 5** BLACK



(HINT : SEE PAGE 7)

**P 1 (A)** GRAY



**R 7, R 8**

