

# 2012 T4R Limited – JBL E7028 Navigation Unit Digitizer Replacement

Symptoms: touch control not working any longer

Other sources of information used ( other units shown):

-----

Toyota 4Runner How to remove the stock stereo head unit radio

<https://www.youtube.com/watch?v=IGCGholXwLk>

Replacing touch and main Lcd screen for JBL navigation Toyota system

<https://www.youtube.com/watch?v=d2hszouaWdQ>

How to Replace a Defective Touchscreen (Digitizer) on a 2010 (Gen 3) Toyota Prius


<https://priuschat.com/threads/how-to-replace-a-defective-touchscreen-digitizer-on-a-2010-gen-3-toyota-prius.187917/>

parts-----


part # LQ070T5GC01

























































## TOOLS

Small ( but strong) Phillips screwdriver



Dental pick set- comes in handy when dealing with connectors

